

TRACKLESS WELDING CARRIAGE - MOGGY® AND MAGNETIC MOGGY®



STANDARD MOGGY®




Carriage Model Options:

- Single or Dual Torch Models
- Magnetic or Non Magnetic Base
- Continuous or Stitch Welding Models

Additional carriage options are available:


- Weld Oscillator Head
- Lap Weld Guide Wheels
- Inside Radius Attachment
- Cutting Torch Attachment
- V-Groove Track

MAGNETIC MOGGY®




Automate Fillet, Lap, and Butt Welds with Precision

VERSITILE TRACKLESS AUTOMATION CARRIAGE FOR A VARIETY OF APPLICATIONS



TRACKLESS AUTOMATION WELDING CARRIAGE



The MOGGY® a lightweight, portable, four wheel friction drive travel carriage that can be used with or without track to automate welding operations. A speed potentiometer provides infinite speed selection within the speed range. The unit comes complete with adjustable guide rolls, travel limit switch assembly, vertical and horizontal slides providing 1 3/4" (44.4mm) adjustment and a semi-automatic gun holder. It is designed to run on a horizontal path against a vertical surface or a vertical path against a horizontal surface (Magnetic MOGGY®) to perform a fillet weld.

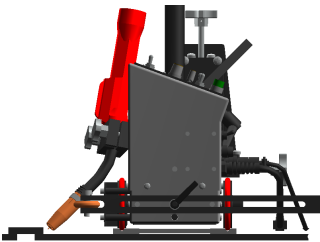
The Standard MOGGY® can be adapted for use on standard 6" (152.4mm) v-groove track by reversing the wheel assemblies. Safety is assured by using Gullco low voltage 24 volt DC highly advanced control power supply system that is available in 3 line voltage inputs 42, 110 and 230 volt AC 50/60 Hz.

Please specify line voltage when ordering.
(Magnetic MOGGY® details on back)

Standard MODEL GM-03-050 (Magnetic Model **GM-03-350**) MOGGY® Carriage with control for continuous travel, and with forward/stop/reverse switch, wire feed start on/ off switch, travel speed potentiometer, auto wire feed start with delay carriage start, travel speed displayed in LED window, wire feed connector with 15 ft. (4572mm) control cable.

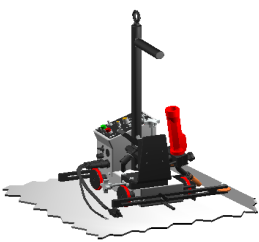
Standard MODEL GM-03-100 (Magnetic Model **GM- 03-300**) MOGGY® Carriage with control for continuous or stitch welding, and with a control that uses a Gullco microprocessor to provide accurate repeatability regardless of travel speeds for weld distance on and weld distance off. It has a forward/stop/reverse switch, wire feed start on/off switch, travel speed potentiometer, auto wire feed start with delay carriage start, wire feed connector with 15 ft. (4572mm) control cable. All functions displayed in an LED window.

LAP JOINT WELDING



The MOGGY® is performing a lap joint weld. It is guided by Industry Standard 6" (152.4mm) v-groove track running parallel to the joint.

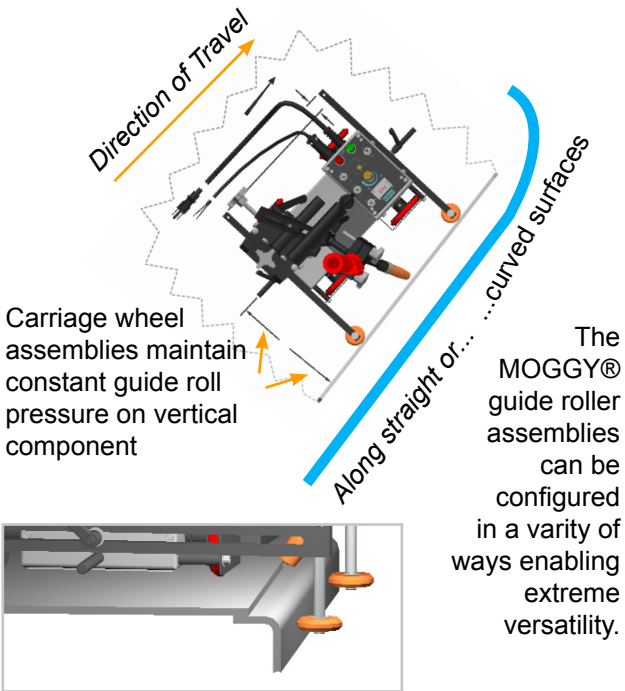
FILLET JOINT WELDING



The MOGGY® performing a fillet weld using a template, guide or fence positioned parallel to the workpiece. The actual workpiece is often used as the guide.

Precise Torch Alignment To The Seam

Adjustable guide rolls mounted on the front or back of the carriage monitor the slightest seam variations following straight or curved surfaces...maintaining optimum torch positioning.



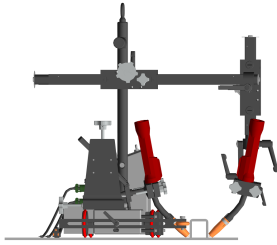
SPECIFICATIONS

STANDARD
Speed Range
6 to 115 in/min
(15.2 to 292.2 cm/min)

MAGNETIC
Speed Range
3 to 57 in/min
7 to 146 cm/min

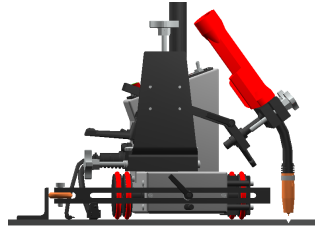
Dimensions:
Length.....16 in. (406.4 mm)
Width.....12 in. (311.1 mm)
Height.....11 in. (279.4 mm)
Weight.....30 lbs. (13.6 kgs)

DUAL GUN WELDING



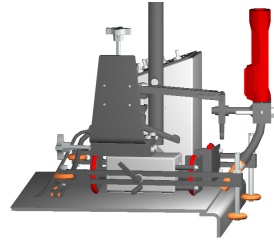
Dual gun holder assembly mounted on the MOGGY® enables positioning of two guns and simultaneous activation of two wire feed signals. MOGGY® is guided by the workpiece.

BUTT JOINT WELDING



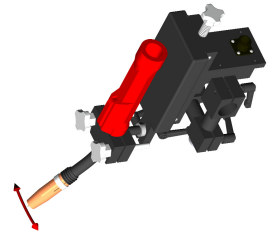
The MOGGY® is ideal for butt joint welding. Here the MOGGY® is using a fence to guide it accurately along the desired path. Standard v-groove track can also be used.

JOINT TRACKING



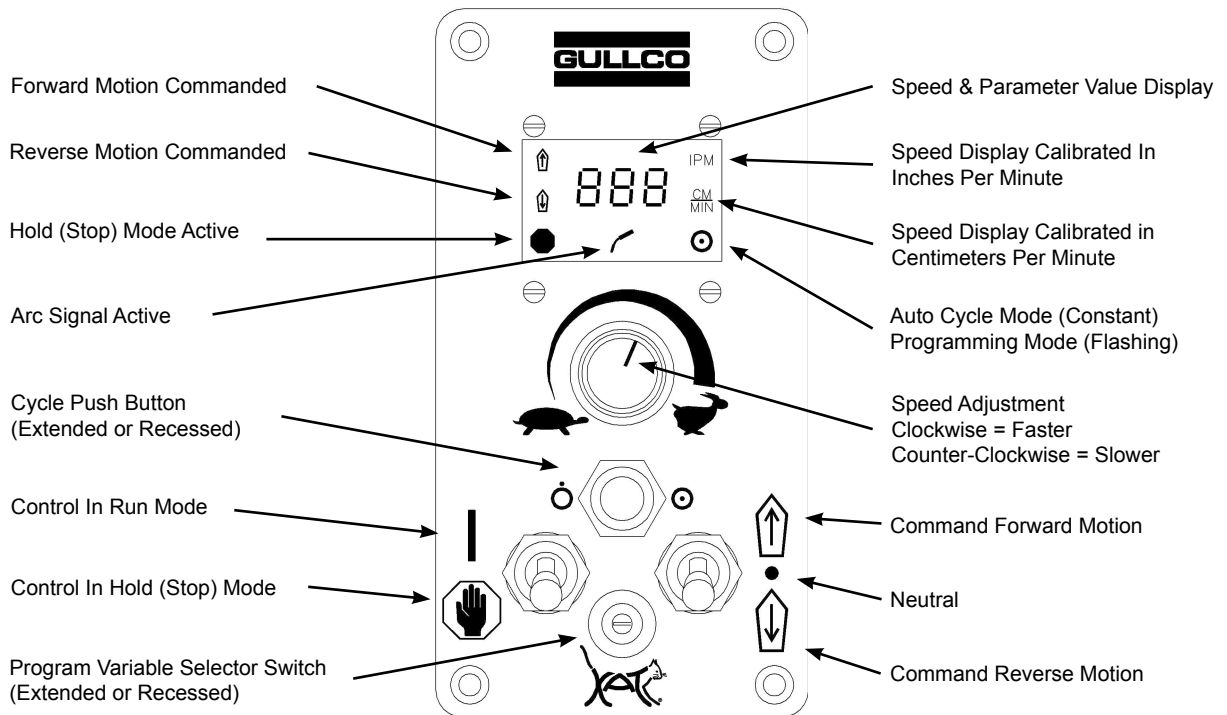
Adjustable height guide roller assemblies are available to track joints with a vertical member higher or lower than the set height of guide roller wheels.

RADIAL OSCILLATOR



Replaces the standard gun holder assembly in order to weave the gun across the joint while the MOGGY® provides the weld travel motion.

CARRIAGE CONTROL LAYOUT



Accessories available:

GK-194-O-330 - Radial Oscillator complete with bracketry for mounting on Gullco MOGGY® Carriage.

GM-03-059 - Adjustable Guide Roller Assembly enables joint tracking where the vertical member is lower/higher than set height of guide roller wheels.

GM-01-065 - Cutting Torch Holder Assembly enables automated torch cutting operations.

GM-01-070 - Dual Gun Holder Assembly enables the use of two independently positioned welding guns with two wire feed signals simultaneously activated.

Also available as a SUBMERGED ARC MOGGY®

For more information on the submerged arc welding carriage and other products visit.

www.gullco.com



***Low cost, highly efficient automation of
out-of-position fillet, lap and butt welding
application***

This Gullco Magnetic MOGGY® is essentially the same as the Standard MOGGY® described inside this folder except it has a magnetic base and heavy duty urethane 0.875" (22.23 mm) wide wheels for continuous travel in the horizontal and vertical position. Two Models are available:

Magnetic MODEL GM-03-350 (Standard Model GM-03-050) MOGGY® Carriage with control for continuous travel, and with forward/stop/reverse switch, wire feed start on/off switch, travel speed potentiometer, auto wire feed start with delay carriage start, travel speed displayed in LED window, wire feed connector with 15 ft. (4572 mm) control cable.

Magnetic MODEL GM-03-300 (Standard Model GM-03-100) MOGGY® Carriage with control for continuous or stitch welding, and with a control that uses a Gullco microprocessor to provide accurate repeatability regardless of travel speeds for weld distance on and weld distance off. It has a forward/stop/reverse switch, wire feed start on/off switch, travel speed potentiometer, auto wire feed start with delay carriage start, wire feed connector with 15 ft. (4572 mm) control cable. All functions displayed in LED window.

GM-03-320 - Magnetic Retro Fit Kit is available to upgrade your Standard **GM-03-050** & **GM-03-100** MOGGY® to a Magnetic MOGGY®.

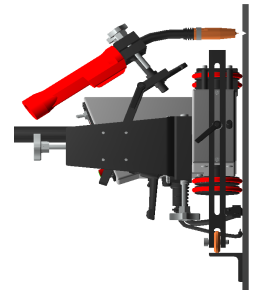
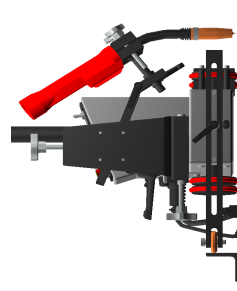
Adjustable guide roll assemblies ensure accurate gun positioning while the MOGGY® carriage moves at precisely controlled speeds in forward/reverse direction. (see inside for details on the MOGGY®)



GULLCO

FILLET JOINT WELDING

BUTT JOINT WELDING



EFFICIENT...EFFECTIVE...VERSATILE

The Gullco Magnetic MOGGY® is highly versatile and is ideally suited to a wide variety of welding applications, particularly in Tee fillet welding where there is not enough room for the carriage to run on the horizontal plate.

KAT, KBM, MOGGY, KATBAK & SAM are registered trademarks of Gullco Enterprises Limited

SPECIFICATIONS ARE SUBJECT TO CHANGE WITHOUT NOTICE

Distributed by:



Arcent (Singapore) Pte Ltd

2, Yishun Industrial Street 1
Northpoint Bizhub #07-11
Singapore 768159
Tel: +65 6356 6997
Fax: +65 6356 4854

sales@arcentwelding.com
www.arcentwelding.com

WWW.GULLCO.COM

MG-11-01