



KEY FEATURES



NOZZLES

Maximum wall thickness gives longevity and superior performance.

Copper construction improves heat dissipation.

Manufactured to the same specifications as the OEM.

CONTACT TIPS

Manufactured using a harder and higher conductivity copper alloy than the OEM.

SWAN NECKS

Heavy duty aluminium outer jacket.

Durable and robust.

HANGER HOOKS

Easy to store
Less prone to damage.

Encourages an efficient and tidy workspace.

HANDLE

Maximises user comfort.

Designed for balance, lightness and strength.

Enhances wire feeding performance.

CABLE SUPPORTS

Improved wire feed.

The perfect balance of freedom of movement and progressive support of the power cable is achieved.

GUN PLUG BODIES

Spring loaded pins for improved contact.



TRG MIG TORCH RANGE



		TRG 300A	TRG 400A	TRG 500A
STOCK CODE	10FT	T3010E	T4010E	T5010E
	12FT	T3012E	T4012E	T5012E
	15FT	T3015E	T4015E	T5015E
COOLING	Air		Air	Air
RATING	300A CO ₂ 200A Mixed Gas @ 60%		400A CO ₂ 300A Mixed Gas @ 60%	500A CO ₂ 350A Mixed Gas @ 60%
WIRE SIZE	0.8mm-1.2mm (.030"-.045")		1.0mm-1.6mm (.040"-1/16")	1.2mm-2.4mm (.045"-3/32")

TRG LINERS

				TRG200	TRG300	TRG400	TRG500	TRG600
A	STOCK CODE	LENGTH	WIRE SIZE					
Steel Liner	415-23-15	15ft	0.6mm (.023")	■	■	□	□	□
	415-30-15	15ft	0.8mm (.030")	■	■	□	□	□
	415-35-15	15ft	0.9mm-1.2mm (.035-.045")	■	■	□	□	□
	415-116-10	10ft	1.2-1.6mm (.045-1/16")			■	■	■
	415-116-15	15ft	1.2-1.6mm (.045-1/16")			■	■	■
	415-116-25	25ft	1.2-1.6mm (.045-1/16")			■	■	■
	415-332-10	10ft	2.4mm (3/32")			□	□	■
	415-332-15	15ft	2.4mm (3/32")			□	□	■



■ Solid Box = Recommended Liner
 □ Clear Box = Compatible Liner


0.6-0.9mm Wire ■ Blue
 1.0-1.2mm Wire ■ Red
 1.2-1.6mm Wire ■ Yellow
 2.0-2.4mm Wire ■ Green



TRG 300A

AIR COOLED MIG TORCH

300A CO₂, 200A Mixed Gas @ 60% Duty Cycle, EN60974-7, 0.8mm-1.2mm (.030"-0.045") Wires



STOCK CODE	DESCRIPTION
T3010E	Torch Package c/w Euro Fitting x 10ft
T3012E	Torch Package c/w Euro Fitting x 12ft
T3015E	Torch Package c/w Euro Fitting x 15ft

STOCK CODE	DESCRIPTION
1 402-5	Shock Washer
2 305-60*	Swan Neck 60"
3 TR1518	Euro Rear End Housing Kit
4 TR1519	Gun Plug Housing Nut

I Liners See page 141 for full range	
STOCK CODE	DESCRIPTION
415-30-15	Steel 0.8mm (.030") x 15ft
415-35-15*	Steel 0.9-1.2mm (.035-.045") x 15ft

Recessed Tip Nozzles

A

73mm (2.87")

Bore

Ø24mm

3mm (1/8") tip recess

STOCK CODE	BORE
401-4-50	13mm (1/2")
401-4-62*	16mm (5/8")
401-4-75	19mm (3/4")

Contact Tips

B

34mm (1.34")

Ø1/4"

1/4" UNC

STOCK CODE	WIRE SIZE	MATERIAL
403-30	0.8mm (.030")	ECu
403-35*	0.9mm (.035")	ECu
403-10	1.0mm (.040")	ECu
403-45	1.2mm (.045")	ECu

Gas Diffuser

C

32mm (1.26")

1/4" UNC

3/8" UNF

STOCK CODE	TIP THREAD
404*	1/4" UNC

Standard Retaining Head

D

24mm (0.94")

Ø19mm

9/16" UNF

STOCK CODE
402-3*

HD Nozzles

E

77mm (3")

Bore

Ø27mm

6.5mm (1/4") tip recess

401-5-50	13mm (1/2")
401-5-62	16mm (5/8")
401-5-75	19mm (3/4")

F

73mm (2.87")

Bore

Ø27mm

3mm (1/6") tip recess

401-6-50	13mm (1/2")
401-6-62	16mm (5/8")
401-6-75	19mm (3/4")

HD Contact Tips

F

34mm (1.34")

Ø5/16"

5/16" UNC

403-1-30	0.8mm (.030")	ECu
403-1-35	0.9mm (.035")	ECu
403-1-10	1.0mm (.040")	ECu
403-1-45	1.2mm (.045")	ECu

HD Gas Diffuser

G

32mm (1.26")

5/16" UNC

3/8" UNF

404-1

HD Retaining Head

H

45mm (1.77")

5/16" UNC

9/16" UNF

Ø19mm

404-3

* Denotes standard build

ROLL MARKING


All Parweld consumables are roll marked to enable you to identify genuine Parweld product.



TRG 400A

AIR COOLED MIG TORCH

400A CO₂ 300A Mixed Gas @ 60% Duty Cycle, EN60974-7 1.0mm-1.6mm (.040"-1/16") Wires



STOCK CODE	DESCRIPTION
T4010E	Torch Package c/w Euro Fitting x 10ft
T4012E	Torch Package c/w Euro Fitting x 12ft
T4015E	Torch Package c/w Euro Fitting x 15ft

STOCK CODE	DESCRIPTION
1 402-5	Shock Washer
2 405-60*	Swan Neck 60°
NI 405-45	Swan Neck 45°
3 TR1518	Euro Rear End Housing Kit
4 TR1519	Gun Plug Housing Nut

I Liners See page 141 for full range	
STOCK CODE	DESCRIPTION
415-35-15	Steel 0.9mm-1.2mm (.035")15ft
415-116-10*	Steel 1.2-1.6mm (.045-1/16") x 10ft
415-116-15	Steel 1.2-1.6mm (.045-1/16") x 15ft

Recessed Tip Nozzles

A

73mm (2.87")

Bore

Ø24mm

3mm (1/8") tip recess

STOCK CODE	BORE
401-4-50	13mm (1/2")
401-4-62	16mm (5/8")
401-4-75	19mm (3/4")

Contact Tips

B

34mm (1.34")

Ø1/4"

1/4" UNC

STOCK CODE	WIRE SIZE	MATERIAL
403-10	1.0mm (.040")	ECu
403-45	1.2mm (.045")	ECu
403-52	1.3mm (.052")	ECu
403-116	1.6mm (1/16")	ECu

Gas Diffuser

C

32mm (1.26")

1/4" UNC

3/8" UNF

STOCK CODE	TIP THREAD
404*	1/4" UNC

Standard Retaining Head

D

24mm (0.94")

Ø19mm

9/16" UNF

STOCK CODE
402-3*

HD Nozzles

E

77mm (3")

Bore

Ø27mm

6.5mm (1/4") tip recess

401-5-50	13mm (1/2")
401-5-62*	16mm (5/8")
401-5-75	19mm (3/4")

F

73mm (2.87")

Bore

Ø27mm

3mm (1/6") tip recess

401-6-50	13mm (1/2")
401-6-62	16mm (5/8")
401-6-75	19mm (3/4")

HD Contact Tips

F

34mm (1.34")

Ø5/16"

5/16" UNC

403-1-10	1.0mm (.040")	ECu
403-1-45	1.2mm (.045")	ECu
403-1-52	1.3mm (.052")	ECu
403-1-116	1.6mm (1/16")	ECu

HD Gas Diffuser

G

32mm (1.26")

5/16" UNC

3/8" UNF

404-1

HD Retaining Head

H

45mm (1.77")

5/16" UNC

9/16" UNF

Ø19mm

404-3

* Denotes standard build

ROLL MARKING


All Parweld consumables are roll marked to enable you to identify genuine Parweld product.



TRG 500A

AIR COOLED MIG TORCH

500A CO₂ 350A Mixed Gas @ 60% Duty Cycle, EN60974-7, 1.2mm-2.4mm (.045"-3/32") Wires



STOCK CODE	DESCRIPTION
T5010E	Torch Package c/w Euro Fitting x 10ft
T5012E	Torch Package c/w Euro Fitting x 12ft
T5015E	Torch Package c/w Euro Fitting x 15ft

STOCK CODE	DESCRIPTION
1 402-5	Shock Washer
2 505-60*	Swan Neck 60°
3 TR1518	Euro Rear End Housing Kit
4 TR1519	Gun Plug Housing Nut

I Liners See page 141 for full range	
STOCK CODE	DESCRIPTION
415-35-15	Steel 0.9mm-1.2mm (.035") x 15ft
415-116-15*	Steel 1.2-1.6mm (.045-1/16") x 15ft
415-332-10	Steel 2.4mm (.3/32") x 10ft
415-332-15	Steel 2.4mm (.3/32") x 15ft

