

NEW 350 S

350MM SEMI-AUTO SWIVEL HEAD COLDSAW







As per NEW350DV with addition of Semi-Auto Function

Semi-Auto machine performs the following operations automatically during the cutting cycle :

1. vice closes and blade motor starts
2. cutting head downstroke
3. return of head and blade motor stop
4. vice re-opens
 - Italian made quality
 - Swivel head 45° left & right
 - Quick locking double vice for burr free cutting
 - Incorporated recirculating mechanical coolant system supplying coolant to both sides of the blade
 - Adjustable material stop
 - Compressor required to power vice
 - Comes complete with blade & stand



Part No.	MC-NEW350S-3			
Motor	3.2HP Three Phase 415V			
Blade Speed	2 Speed 20 / 40rpm			
Blade Size	350mm			
Blade Bore	32mm			
Weight	280kg			
CUTTING CAPACITY				
Cutting Angle				
90°	60mm	110mm	100 x 100mm	120 x 80mm
45°	55mm	80mm	80 x 80mm	80 x 80mm

Optional Accessories & Consumables



Roller Conveyors

- Straight & V-Shape Single Roller Conveyors
- 3m length, 300mm - 600mm width Conveyors



Cold saw Blades

H.S.S. DM05: 140 - 350 teeth



Synthetic Metal Working Fluid

Cutting fluid designed for use with MACC coldsaws, bandsaws & metal working machinery that use a recirculating coolant system with fluid storage tank.